

178479-1 ✓ ACTIVE

AMP Universal Power

TE Internal #: 178479-1

5 Position, Cap, Housing, Crimp, Wire-to-Wire, UL 94V-0, 3.96 mm [.156 in] Centerline, 1 Row, 300 VAC, Wire & Cable, AMP Universal Power

[View on TE.com >](#)



Connectors > Rectangular Connectors > Standard Rectangular Connectors



Connector Product Type: **Housing**

Connector & Housing Type: **Cap**

Mating Alignment: **With**

Mating Alignment Type: **Polarization**

Mating Retention: **With**

Features

Product Type Features

| | |
|-----------------------------------|--------------|
| Connector Product Type | Housing |
| Connector & Housing Type | Cap |
| Connector System | Wire-to-Wire |
| Sealable | No |
| Connector & Contact Terminates To | Wire & Cable |

Configuration Features

| | |
|---------------------|---|
| Number of Positions | 5 |
| Number of Rows | 1 |

Electrical Characteristics

| | |
|-----------------------|---------|
| Insulation Resistance | 1000 MΩ |
| Operating Voltage | 300 VAC |

Body Features

| | |
|-----------------------|---------|
| Primary Product Color | Natural |
|-----------------------|---------|



Contact Features

| | |
|----------------------------------|--------------|
| Contact Layout | Inline |
| Contact Base Material | Copper Alloy |
| Contact Retention Within Housing | Without |
| Contact Type | Tab |

Termination Features

| | |
|------------------------------------|-------|
| Termination Method to Wire & Cable | Crimp |
|------------------------------------|-------|

Mechanical Attachment

| | |
|-------------------------|----------------------------|
| Strain Relief | Without |
| Panel Mount Feature | Without |
| Mating Alignment | With |
| Mating Alignment Type | Polarization |
| Mating Retention | With |
| Mating Retention Type | Latch |
| Connector Mounting Type | Cable Mount (Free-Hanging) |

Housing Features

| | |
|--------------------|-------------------|
| Centerline (Pitch) | 3.96 mm [.156 in] |
| Housing Material | Nylon 6/6 |

Dimensions

| | |
|------------------|-----------------|
| Connector Height | 8.4 mm [.33 in] |
| Connector Length | 29 mm [1.14 in] |

Usage Conditions

| | |
|-----------------------------|-----------------------------|
| Operating Temperature Range | -30 – 105 °C [-22 – 221 °F] |
|-----------------------------|-----------------------------|

Operation/Application

| | |
|---------------------|----------------|
| Circuit Application | Power & Signal |
|---------------------|----------------|

Industry Standards

| | |
|------------------------|-------------------------------|
| UL Flammability Rating | UL 94V-0 |
| Glow Wire Rating | Standard Part - Not Glow Wire |

Packaging Features

| | |
|--------------------|-----|
| Packaging Quantity | 500 |
| Packaging Method | Bag |



Product Compliance

[For compliance documentation, visit the product page on TE.com>](#)

| | |
|---|---|
| EU RoHS Directive 2011/65/EU | Compliant |
| EU ELV Directive 2000/53/EC | Compliant |
| China RoHS 2 Directive MIIT Order No 32, 2016 | No Restricted Materials Above Threshold |
| EU REACH Regulation (EC) No. 1907/2006 | Current ECHA Candidate List: JAN 2025 (247) Candidate List Declared Against: JAN 2025 (247) Does not contain REACH SVHC |
| Halogen Content | Low Halogen - Br, Cl, F, I < 900 ppm per homogenous material. Also BFR/CFR/PVC Free |
| Solder Process Capability | Not applicable for solder process capability |

Product Compliance Disclaimer

This information is provided based on reasonable inquiry of our suppliers and represents our current actual knowledge based on the information they provided. This information is subject to change. The part numbers that TE has identified as EU RoHS compliant have a maximum concentration of 0.1% by weight in homogenous materials for lead, hexavalent chromium, mercury, PBB, PBDE, DBP, BBP, DEHP, DIBP, and 0.01% for cadmium, or qualify for an exemption to these limits as defined in the Annexes of Directive 2011/65/EU (RoHS2). Finished electrical and electronic equipment products will be CE marked as required by Directive 2011/65/EU. Components may not be CE marked. Additionally, the part numbers that TE has identified as EU ELV compliant have a maximum concentration of 0.1% by weight in homogenous materials for lead, hexavalent chromium, and mercury, and 0.01% for cadmium, or qualify for an exemption to these limits as defined in the Annexes of Directive 2000/53/EC (ELV). Regarding the REACH Regulation, the information TE provides on SVHC in articles for this part number is based on the latest European Chemicals Agency (ECHA) 'Guidance on requirements for substances in articles' posted at this URL: <https://echa.europa.eu/guidance-documents/guidance-on-reach>

Compatible Parts

TE Part # 175151-1
AMP UNIVERSAL POWER REC CONT.


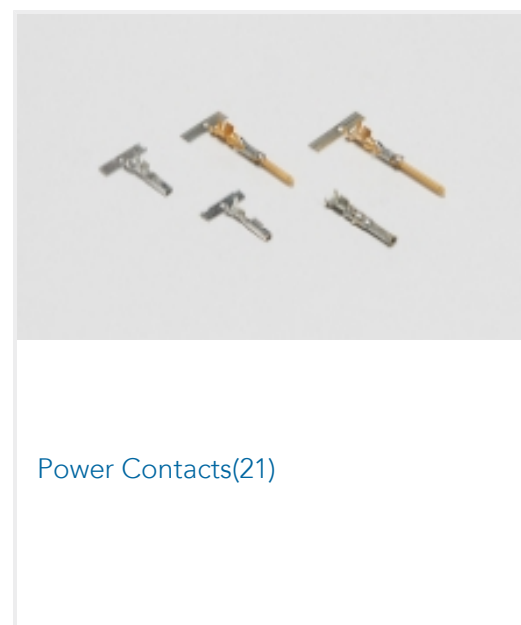

TE Part # 175150-2
AMP UNIVE. POWER CONN TAB CONT

TE Part # 175151-2
AMP UNIVE. POWER CONN REC CONT

TE Part # 175150-1
UNIVERSAL POWER CONN TAB CONT



Also in the Series | **AMP Universal Power**






Rectangular Power Connectors(163)



Standard Rectangular Connectors(112)

Wire-to-Board Connector Assemblies
& Housings(13)

Customers Also Bought

TE Part #178478-1
AMP UP CAP HSG F/H 4P NATURALTE Part #1971031-1
Receptacle contact for GIC 2.0

Documents

Product Drawings

[AMP UP CAP HSG F/H 5P NATURAL](#)

English

[AMP UP CAP HSG F/H 5P NATURAL](#)

English

CAD Files

[3D PDF](#)

3D

Customer View Model

[ENG_CVM_CVM_178479-1_O.2d_dxf.zip](#)

English

Customer View Model

[ENG_CVM_CVM_178479-1_O.3d_igs.zip](#)

English

Customer View Model

[ENG_CVM_CVM_178479-1_O.3d_stp.zip](#)

English

[3D PDF](#)

English

Customer View Model

[ENG_CVM_178479-1_O.3d_igs.zip](#)

English

Customer View Model

[ENG_CVM_178479-1_O.3d_stp.zip](#)



English

Customer View Model

[ENG_CVM_178479-1_O.2d_dxf.zip](#)

English

By downloading the CAD file I accept and agree to the [Terms and Conditions](#) of use.

Product Specifications

[Crimping of Universal Power Contact](#)

English

[Product Specification](#)

Japanese

[AMP Universal Power Connector](#)

Japanese

Instruction Sheets

[AMP UNIVERSAL POWER CONNECTOR SERIES](#)

English

[Instruction Sheet \(non U.S.\)](#)

English

Agency Approvals

[UL Report](#)

English