THIS DRAWING IS UNPUBLISHED. RELEASED FOR PUBLICATION -.- .
© COPYRIGHT - BY TYCO ELECTRONICS CORPORATION. ALL RIGHTS RESERVED.

LOC J DIST —

REVISIONS 変更

P	LTR	DESCRIPTION	DATE	DWN	APVD
	E1	REVISED ECR-07-008141	09APR07	TS	KB

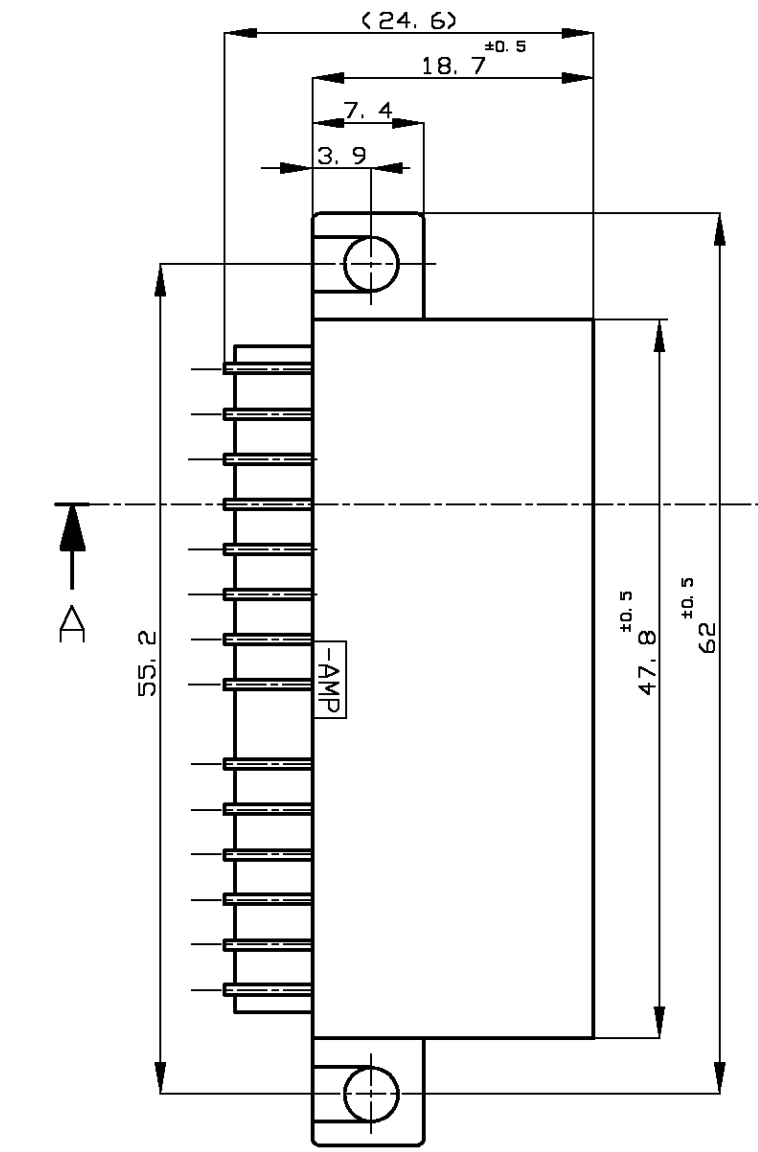

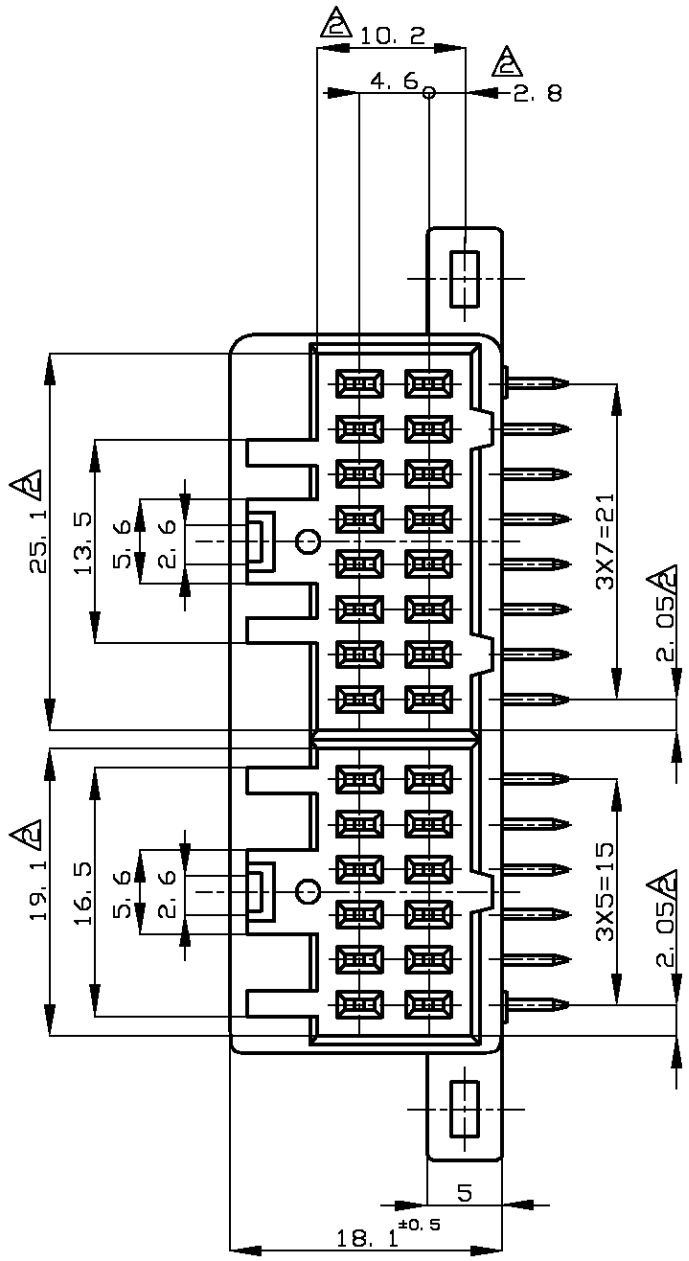

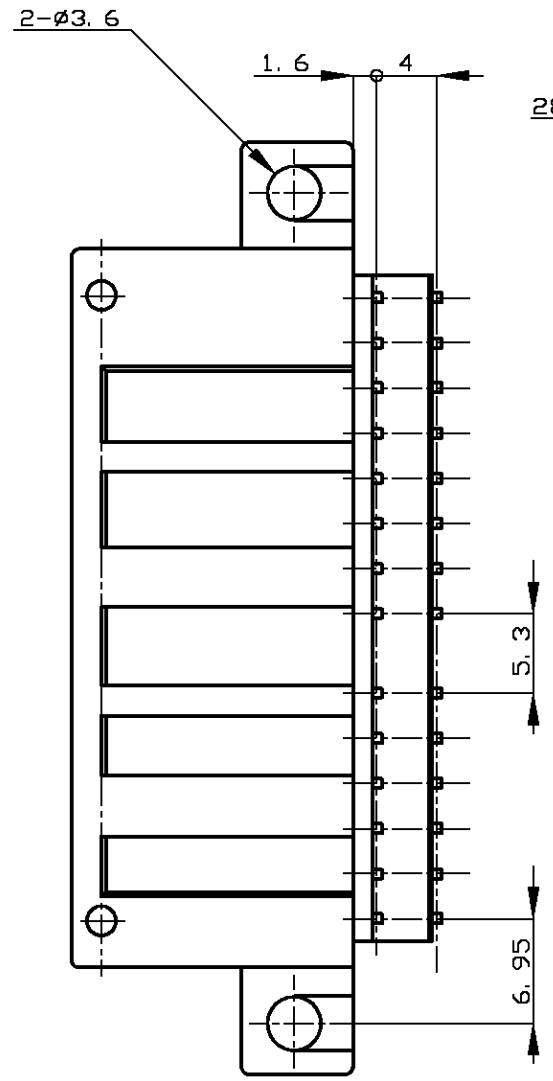

プリント基板取付穴寸法 公差 ±0.1
(MOUNTING DIMENSIONS FOR P.C.B. , TOLERANCES ±0.1)

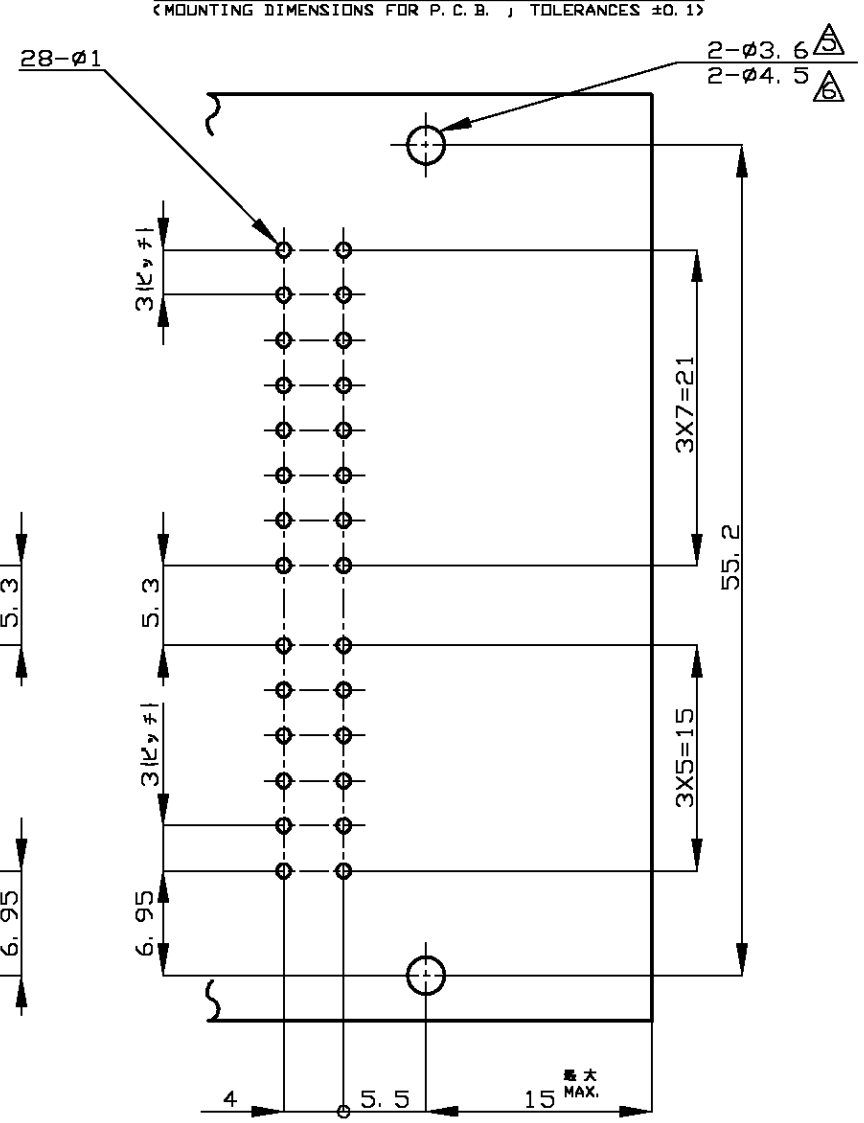

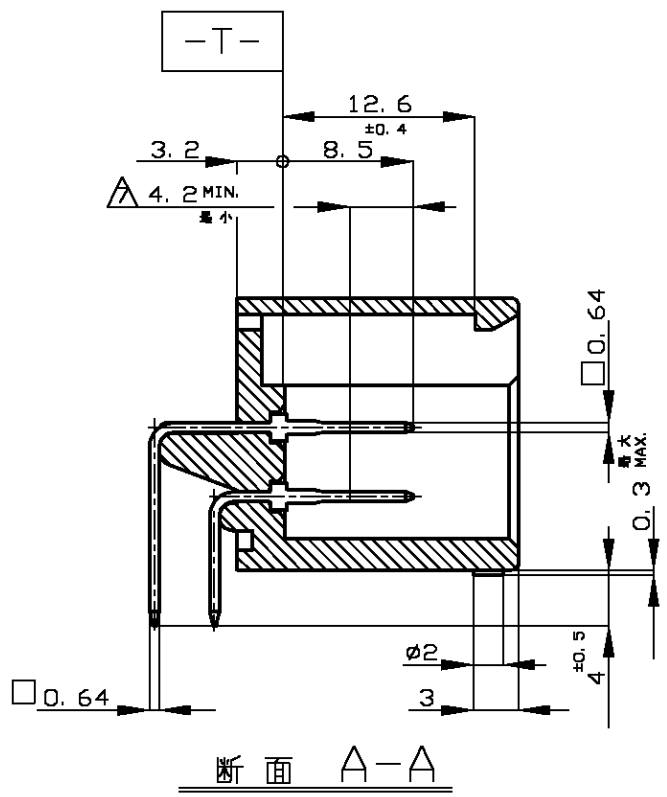

1. MUST BE INSERTED TO P.C.B WITHOUT POST DEFORMATION.
2. MUST BE KEPT BETWEEN -T- AND 2
3. MATABLE PLUG HOUSING ; 172021, 172245, 172852, 172854
4. PRODUCT SPECIFICATION ; 108-5124
5. RECOMMENDED MOUNTING SCREW ; DIAMETER 3.
6. RECOMMENDED MOUNTING SCREW ; JIS B1115 OR B1122 PAN HEAD TAPPING SCREW, CLASS 1 OR 4, DIAMETER 4, LENGTH 8.

1. プリント基板にポストの変形なく挿入可能なこと
2. -T- 面より2mmの範囲で測定
3. 嵌合する相手ハウジング型番 172021, 172245, 172852, 172854
4. 適用製品規格番号 108-5124
5. プリント基板の取付は呼び径3のねじを使用する
6. タッピンねじでプリント基板に固定する場合はJIS B1115, B1122 タッピンねじ なべ1種又は4種 呼び径4の長さ8mm以上による

TIN-LEAD	SELECTIVE GOLD	BLACK	1-172241-2
SELECTIVE-TIN	PRE-TIN	BLACK	172241-2
SELECTIVE-TIN (MATTE)	SELECTIVE-TIN (BRIGHT)	BLACK	172241-1
SOLDERING SIDE 半田付け部	CONATCT SIDE 接触部側	COLOR 色	PART NUMBER 製品型番
CONTACT FINISH コンタクト仕上			

THIS DRAWING IS A CONTROLLED DOCUMENT.

DIMENSIONS: 単位：粍 mm

TOLERANCES UNLESS OTHERWISE SPECIFIED: 一般公差
0 PLC ±—
1 PLC ±—
2 PLC ±—
3 PLC ±—
4 PLC ±—
ANGLES ±—

一般公差 (GENERAL TOLERANCE)
10以下：±0.2
10を越え 30以下：±0.25
30を越え100以下：±0.3
角度：±3°

MATERIAL 材料: HOUSING: 66 NYLON, POST: COPPER ALLOY

FINISH 仕上: SEE TABLE

DWN T.SHINOHARA 10FEB06
CHK K.BETSUI 10FEB06
APVD K.BETSUI 10FEB06
PRODUCT SPEC 製品規格
APPLICATION SPEC 取付適用規格
WEIGHT

CUSTOMER DRAWING

tyco Electronics — Tyco Electronics AMP K.K. Kawasaki, Japan

NAME 名称: 28POSITION CAP HOUSING ASSEMBLY DUAL LINE INTERLOCK CONNECTOR

SIZE	CAGE CODE	DRAWING NO 番号	RESTRICTED TO
A3	00779	C-172241	—

SCALE 尺度 2:1 SHEET 1 OF 1 REV E1