

# 2.5 SMC H-HDR 3POS WHITE (LP) ✓ ACTIVE

AMP Signal Double Lock

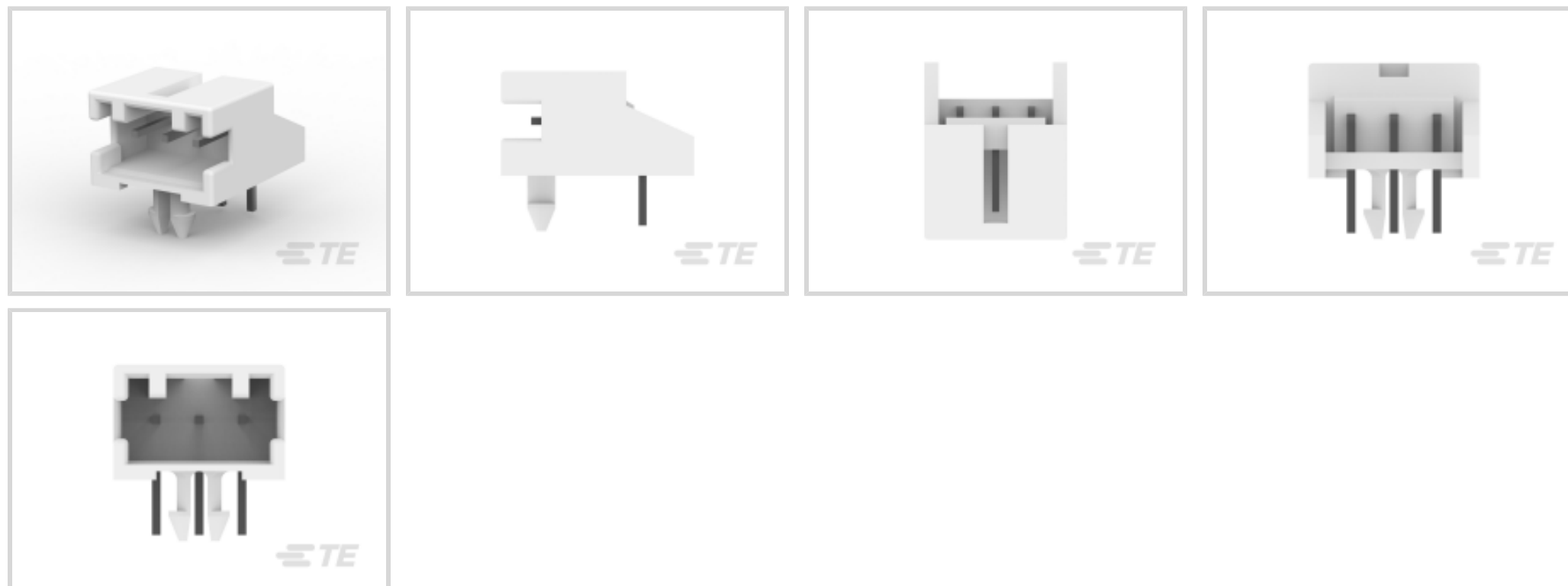
TE Part # 1376473-3

TE Internal #: 1376473-3

[View on TE.com >](#)



Connectors > PCB Connectors > Wire-to-Board Connectors > Wire-to-Board Headers & Receptacles



PCB Connector Assembly Type: **PCB Mount Header**

PCB Mount Orientation: **Right Angle**

Connector System: **Wire-to-Board**

Number of Positions: **3**

Centerline (Pitch): **2.5 mm [ .098 in ]**

## Features

### Product Type Features

PCB Connector Assembly Type	PCB Mount Header
Connector System	Wire-to-Board
Header Type	Shrouded
Sealable	No
Connector & Contact Terminates To	Printed Circuit Board

### Configuration Features

PCB Mount Orientation	Right Angle
Number of Positions	3
Number of Rows	1

### Electrical Characteristics

Operating Voltage	50 VAC
-------------------	--------

### Contact Features

Contact Layout	Inline
Contact Underplating Material Thickness	.5 – 1.2 $\mu\text{m}$ [19.68 – 47.24 $\mu\text{in}$ ]
PCB Contact Termination Area Plating Material Thickness	.8 $\mu\text{m}$ [31.49 – 47.24 $\mu\text{in}$ ]

## 2.5 SMC H-HDR 3POS WHITE (LP)

TE Part # 1376473-3  
TE Internal #: 1376473-3



Mating Post Length	4.35 mm[.17 in]
Contact Shape	Square
Contact Underplating Material	Copper
PCB Contact Termination Area Plating Material	Pre-Tin
Contact Base Material	Copper Alloy
Contact Mating Area Plating Material	Pre-Tin
Contact Mating Area Plating Material Thickness	.8 $\mu$ m[31.49 – 62.99 $\mu$ in]
Contact Type	Pin
Contact Current Rating (Max)	2.5 A
Contact Transmits (Typical)	Signal (Data)

### Termination Features

Termination Post & Tail Length	3.2 mm[.126 in]
Termination Method to Wire & Cable	Solder
Termination Method to Printed Circuit Board	Through Hole - Solder

### Mechanical Attachment

Strain Relief	Without
PCB Mount Alignment Type	Boss
Mating Retention Type	Latch
Mating Alignment Type	Polarization
Mating Alignment	With
PCB Mount Alignment	With
Mating Retention	With
PCB Mount Retention	Without
Connector Mounting Type	Board Mount

### Housing Features

Centerline (Pitch)	2.5 mm[.098 in]
Housing Color	Natural
Housing Material	Nylon 66 GF

### Dimensions

Connector Length	15.75 mm[.62 in]
Connector Height	6.7 mm[.26 in]
PCB Thickness (Recommended)	1.6 mm[.063 in]

### Usage Conditions

Operating Temperature Range	-30 – 105 °C[-22 – 221 °F]
-----------------------------	----------------------------

### Operation/Application

Circuit Application	Signal
---------------------	--------

### Industry Standards

UL Flammability Rating	UL 94V-0
------------------------	----------

### Packaging Features

Packaging Quantity	400
Packaging Method	Bag/Box

### Product Compliance

[For compliance documentation, visit the product page on TE.com>](#)

EU RoHS Directive 2011/65/EU	Compliant
EU ELV Directive 2000/53/EC	Compliant
China RoHS 2 Directive MIIT Order No 32, 2016	No Restricted Materials Above Threshold
EU REACH Regulation (EC) No. 1907/2006	Current ECHA Candidate List: JAN 2019 (197) Candidate List Declared Against: JAN 2019 (197)
Halogen Content	Not Low Halogen - contains Br or Cl > 900 ppm.
Solder Process Capability	Wave solder capable to 265°C

#### Product Compliance Disclaimer

This information is provided based on reasonable inquiry of our suppliers and represents our current actual knowledge based on the information they provided. This information is subject to change. The part numbers that TE has identified as EU RoHS compliant have a maximum concentration of 0.1% by weight in homogenous materials for lead, hexavalent chromium, mercury, PBB, PBDE, DBP, BBP, DEHP, DIBP, and 0.01% for cadmium, or qualify for an exemption to these limits as defined in the Annexes of Directive 2011/65/EU (RoHS2). Finished electrical and electronic equipment products will be CE marked as required by Directive 2011/65/EU. Components may not be CE marked. Additionally, the part numbers that TE has identified as EU ELV compliant have a maximum concentration of 0.1% by weight in homogenous materials for lead, hexavalent chromium, and mercury, and 0.01% for cadmium, or qualify for an exemption to these limits as defined in the Annexes of Directive 2000/53/EC (ELV). Regarding the REACH Regulations, TE's information on SVHC in articles for this part number is still based on the European Chemical Agency (ECHA) 'Guidance on requirements for substances in articles' (Version: 2, April 2011), applying the 0.1% weight on weight concentration threshold at the finished product level. TE is aware of the European Court of Justice ruling of September 10th, 2015 also known as O5A (Once An Article Always An Article) stating that, in case of 'complex object', the threshold for a SVHC must be applied to both the product as a whole and simultaneously to each of the articles forming part of its composition. TE has evaluated this ruling based on the new ECHA "Guidance on requirements for substances in articles" (June 2017, version 4.0) and will be updating its statements accordingly.


Also in the Series | [AMP Signal Double Lock](#)

2.5 SMC H-HDR 3POS WHITE (LP)

TE Part # 1376473-3  
TE Internal #: 1376473-3



Connector Contacts(5)



PCB Connector Seals(1)



PCB Latches, Locks & Retainers(17)




Rectangular Caps & Covers (1)



Rectangular Connector Housings(23)



Rectangular Connector Locking(2)



Rectangular Connector Seals(10)



Rectangular Power Connectors(3)




Standard Rectangular Connectors(1)



Wire-to-Board Connector Contacts(6)



Wire-to-Board Connector Housings(77)



Wire-to-Board Headers & Receptacles(157)

Customers Also Bought




TE Part #1827392-1  
GIC 3.3 HDR ASSY 6P



TE Part #1827391-1  
GIC 3.3 HDR ASSY 4P



TE Part #63824-5  
FASTON .250 (6.35 MM)  
PCB TAB TPBR



TE Part #1-1376387-2  
5mm B-T-W Conn. 6P  
(2row) HDR A



TE Part #2232512-5  
5P, RAST 5 Tab Header,  
THV



TE Part #440053-9  
2.5MM,HDR,9POS,R/A



TE Part #5-1971895-2  
2P, RAST 5 Tab Header,  
THV



TE Part #2-2170808-5  
OSFP28, 1X2, CAGE ASSY,  
SPRING, HS, LP

## 2.5 SMC H-HDR 3POS WHITE (LP)

TE Part # 1376473-3  
TE Internal #: 1376473-3



TE Part #3-6116353-1  
INV MJ,1X2,PNL GRD,LED  
(YG/YG)135ST



TE Part #7-1879279-1  
RP 2A 110K 0.1% 15PPM  
1K RL

### Documents

#### Product Drawings

[2.5 SMC H-HDR 3POS WHITE \(LP\)](#)

English

#### CAD Files

[3D PDF](#)

3D

Customer View Model

[ENG\\_CVM\\_CVM\\_1376473-3\\_A\\_c-1376473-3-a.2d\\_dxf.zip](#)

English

Customer View Model

[ENG\\_CVM\\_CVM\\_1376473-3\\_A\\_c-1376473-3-a.3d\\_igs.zip](#)

English

Customer View Model

[ENG\\_CVM\\_CVM\\_1376473-3\\_A\\_c-1376473-3-a.3d\\_stp.zip](#)

English

#### Product Specifications

[Application Specification](#)

English