1-2141846-1 ✔ ACTIVE

AMP | AMP MCP Connector System

TE Internal #: 1-2141846-1

25 Position, Black, Cover Assembly, PBT GF, 180° Cable Exit, -40 – 120 °C [-40 – 248 °F], AMP MCP Connector System

View on TE.com >

Automotive Parts > Automotive Connector Accessories > Automotive Connector Caps & Covers > AMP Carrier for Receptacle Inserts





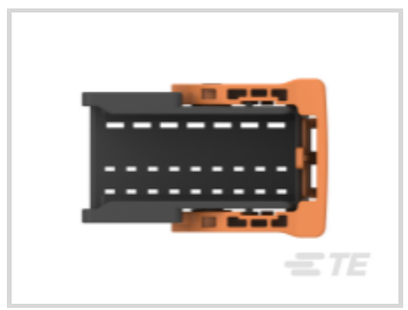

Number of Positions: **25**

Primary Product Color: **Black**

Protection & Strain Relief Accessory Type: **Cover Assembly**

Primary Product Material: **PBT GF**

Cable Exit Angle: **180°**

All AMP Carrier for Receptacle Inserts (14)

Features

Product Type Features

Protection & Strain Relief Accessory Type	Cover Assembly

Configuration Features

Compatible With Connector Code	A
Number of Positions	25

Body Features

Primary Product Color	Black
Primary Product Material	PBT GF
Cable Exit Angle	180°

Mechanical Attachment

Strain Relief	Without

Usage Conditions

Operating Temperature (Max)	65 °C, 70 °C, 75 °C, 80 °C, 85 °C, 90 °C, 100 °C, 105 °C, 110 °C, 120 °C[248 °F]

Operating Temperature Range	-40 – 120 °C[-40 – 248 °F]

Packaging Features

Packaging Method	Box
Packaging Quantity	900

Other

Serviceable	No

Product Compliance

For compliance documentation, visit the product page on TE.com>

EU RoHS Directive 2011/65/EU	Compliant
EU ELV Directive 2000/53/EC	Compliant
China RoHS 2 Directive MIIT Order No 32, 2016	No Restricted Materials Above Threshold
EU REACH Regulation (EC) No. 1907/2006	Current ECHA Candidate List: JAN 2025 (247) Candidate List Declared Against: JAN 2025 (247) Does not contain REACH SVHC
Halogen Content	Low Halogen - Br, Cl, F, I < 900 ppm per homogenous material. Also BFR/CFR/PVC Free
Solder Process Capability	Not reviewed for solder process capability

Product Compliance Disclaimer

This information is provided based on reasonable inquiry of our suppliers and represents our current actual knowledge based on the information they provided. This information is subject to change. The part numbers that TE has identified as EU RoHS compliant have a maximum concentration of 0.1% by weight in homogenous materials for lead, hexavalent chromium, mercury, PBB, PBDE, DBP, BBP, DEHP, DIBP, and 0.01% for cadmium, or qualify for an exemption to these limits as defined in the Annexes of Directive 2011/65/EU (RoHS2). Finished electrical and electronic equipment products will be CE marked as required by Directive 2011/65/EU. Components may not be CE marked. Additionally, the part numbers that TE has identified as EU ELV compliant have a maximum concentration of 0.1% by weight in homogenous materials for lead, hexavalent chromium, and mercury, and 0.01% for cadmium, or qualify for an exemption to these limits as defined in the Annexes of Directive 2000/53/EC (ELV). Regarding the REACH Regulation, the information TE provides on SVHC in articles for this part number is based on the latest European Chemicals Agency (ECHA) 'Guidance on requirements for substances in articles' posted at this URL: https://echa.europa.eu/guidance-documents/guidance-on-reach

Compatible Parts



TE Part # CAT-AM705-CH8173
AMP Unsealed Connector Housing

TE Part # 3-1718486-1
CARRIER FOR RECEPT. INSERTS 25 POS 36POS



TE Part # 1-1579007-1
EXTRACTION TOOL



TE Part # 1-1718484-3
CARRIER FOR RECEPTACLE INSERTS

Also in the Series | AMP MCP Connector System



Automotive Connector Locks & Position Assurance(4)



Automotive Housings(257)



Automotive Seals & Cavity Plugs(6)



Automotive Signal & Power Connector Housings(103)



Other Automotive Connector Accessories(3)

Customers Also Bought



TE Part #DTM8S-BT-BK
BOOT, 8P, PLG, ST, BLK



TE Part #CAT-D48-SFT273
DEUTSCH Stamped and Formed Contacts



TE Part #DT06-4S-E005
PLG, 4P, BLK, N, CAP



TE Part #1011-236-0405
BKSHL, 4P, BLK, PLG, RA, NW6/7.5/8.5/10



TE Part #2-967402-3
2,5MM ST-GH ASSY 2P



TE Part #1534334-1
AMP MCP 1.5K, CONTACT



TE Part #CAT-AM705-CH8173
AMP Unsealed Connector Housing



TE Part #539951-2
ERGO DIE MCP 2,8K

Documents

Product Drawings

CARRIER,RECEPTACLE HSG, 25POS,ASSY

English

CAD Files

3D PDF

3D

Customer View Model

ENG_CVM_CVM_1-2141846-1_A_c-1-2141846-1-a.2d_dxf.zip

English

Customer View Model

ENG_CVM_CVM_1-2141846-1_A_c-1-2141846-1-a.3d_igs.zip

English

Customer View Model

ENG_CVM_CVM_1-2141846-1_A_c-1-2141846-1-a.3d_stp.zip

English

By downloading the CAD file I accept and agree to the Terms and Conditions of use.

Product Specifications

Application Specification

German