1-1775444-5 ✔ ACTIVE

HPI

TE Internal #: 1-1775444-5

PCB Mount Header, Right Angle, Wire-to-Board, 15 Position, 1.5 mm [.059 in] Centerline, Fully Shrouded, Tin (Sn), Surface Mount, Signal, Natural, HPI

View on TE.com >

Connectors > PCB Connectors > PCB Headers & Receptacles

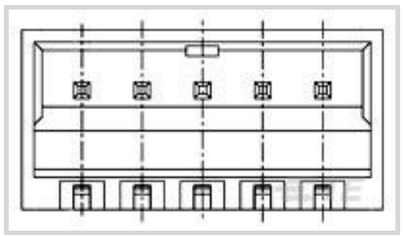

PCB Connector Type: **PCB Mount Header**

PCB Mount Orientation: **Right Angle**

Connector System: **Wire-to-Board**

Number of Positions: **15**

Centerline (Pitch): **1.5 mm [.059 in]**

Features

Product Type Features

PCB Connector Type	PCB Mount Header
Connector System	Wire-to-Board
Header Type	Fully Shrouded
Sealable	No
Connector & Contact Terminates To	Printed Circuit Board
Connector Product Type	Connector Assembly

Configuration Features

PCB Mount Orientation	Right Angle
Number of Positions	15
Number of Rows	1

Electrical Characteristics

Operating Voltage	250 VDC

Body Features

Primary Product Color	Natural

Contact Features

PCB Contact Termination Area Plating Material Finish	Bright
Mating Square Post Dimension	.4 mm[.016 in]
PCB Contact Termination Area Plating Material Thickness	2.54 µm[100 µin]

Contact Shape & Form	Square
Contact Layout	Inline
Contact Mating Area Length	2.7 mm[.106 in]
Contact Base Material	Brass
PCB Contact Termination Area Plating Material	Tin
Contact Mating Area Plating Material	Tin (Sn)
Contact Mating Area Plating Material Finish	Bright
Contact Mating Area Plating Material Thickness	2.54 µm[100 µin]
Contact Type	Pin
Contact Current Rating (Max)	3 A

Termination Features

Rectangular Termination Post & Tail Width	.6 mm[.024 in]
Rectangular Termination Post & Tail Thickness	.4 mm[.016 in]
Terminations per Post (Max)	3
Termination Post & Tail Length	2.05 mm[.081 in]
Termination Method to PCB	Surface Mount

Mechanical Attachment

Mating Alignment Type	Polarization
PCB Mount Alignment	Without
Mating Retention	Without
PCB Mount Retention	Without
Connector Mounting Type	Board Mount
Mating Alignment	With

Housing Features

Centerline (Pitch)	1.5 mm[.059 in]
Housing Material	Thermoplastic

Dimensions

Connector Width	7 mm[.276 in]
Connector Height	4.45 mm[.175 in]
Connector Length	24 mm[.945 in]

Usage Conditions

Operating Temperature Range	-55 – 105 °C[-67 – 221 °F]

Operation/Application

Circuit Application	Signal

Industry Standards

UL Flammability Rating	UL 94V-0

Packaging Features

Packaging Quantity	20
Packaging Method	Box, Tube

Product Compliance

For compliance documentation, visit the product page on TE.com>

EU RoHS Directive 2011/65/EU	Compliant
EU ELV Directive 2000/53/EC	Compliant
China RoHS 2 Directive MIIT Order No 32, 2016	有害物质含量符合标准要求 No Restricted Substance(s) Above Threshold
EU REACH Regulation (EC) No. 1907/2006	Current ECHA Candidate List: JUNE 2025 (250) Candidate List Declared Against: JUNE 2024 (241) Does not contain REACH SVHC
Halogen Content	Not Low Halogen - contains Br or Cl > 900 ppm.
Solder Process Capability	Reflow solder capable to 260°C

Product Compliance Disclaimer

This information is provided based on reasonable inquiry of our suppliers and represents our current actual knowledge based on the information they provided. This information is subject to change. The part numbers that TE has identified as EU RoHS compliant have a maximum concentration of 0.1% by weight in homogenous materials for lead, hexavalent chromium, mercury, PBB, PBDE, DBP, BBP, DEHP, DIBP, and 0.01% for cadmium, or qualify for an exemption to these limits as defined in the Annexes of Directive 2011/65/EU (RoHS2). Finished electrical and electronic equipment products will be CE marked as required by Directive 2011/65/EU. Components may not be CE marked.Additionally, the part numbers that TE has identified as EU ELV compliant have a maximum concentration of 0.1% by weight in homogenous materials for lead, hexavalent chromium, and mercury, and 0.01% for cadmium, or qualify for an exemption to these limits as defined in the Annexes of Directive 2000/53/EC (ELV). Regarding the REACH Regulations, TE's information on SVHC in articles for this part number is still based on the European Chemical Agency (ECHA) 'Guidance on requirements for substances in articles'(Version: 2, April 2011), applying the 0.1% weight on weight concentration threshold at the finished product level. TE is aware of the European Court of Justice ruling of September 10th, 2015 also known as O5A (Once An Article Always An Article) stating that, in case of 'complex object', the threshold for a SVHC must be applied to both the product as a whole and simultaneously to each of the articles forming part of its composition. TE has evaluated this ruling based on the new ECHA "Guidance on requirements for substances in articles" (June 2017, version 4.0) and will be updating its statements accordingly.

Compatible Parts



TE Part # 1775442-1
EMIX CONN., 1.5mm PITCH, TERMI



TE Part # 1-1775441-5
EMIX CONN., 1.5MM PITCH, RCPT, HSG, 15P

Also in the Series | HPI



Connector Contacts(3)



PCB Headers & Receptacles(332)



Power Contacts(2)



Rectangular Connector Housings(132)



Rectangular Power Connectors(354)



Standard Rectangular Connectors(132)



Wire-to-Board Connector Assemblies & Housings(90)

Customers Also Bought



TE Part #YD369-B99-NS400000
369 9 WAY PANEL MNT REC, 90 PCB GOLD,SKT



TE Part #YD369-B99-NP400000
369 9 WAY PANEL MNT REC, 90 PCB GOLD,PIN



TE Part #YD369-B99-AP400000
369 9 WAY PANEL MNT REC, 90 PCB GOLD,PIN

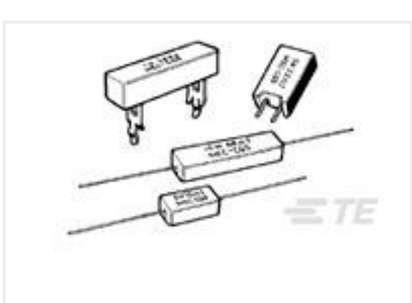

TE Part #2-1623795-3
SQP2 R047 5% WIRE



TE Part #1-1630019-4
HSC200 2K4 5%



TE Part #1-1969694-4
PTL 1X4 PCB HEADER R/A HITEMP KEY A LGR



TE Part #9-2176397-4
3502 7K5 1%



TE Part #YDTS24T21-35SNV001
RECP ASSY



TE Part #YDTS24T15-18PNV001
RECP ASSY

Documents

Product Drawings

EMIX CONN., 1.5MM PITCH, HDR, R/A, 15P

English

CAD Files

3D PDF

3D

Customer View Model

ENG_CVM_CVM_1-1775444-5_A2.2d_dxf.zip

English

Customer View Model

ENG_CVM_CVM_1-1775444-5_A2.3d_igs.zip

English

Customer View Model

ENG_CVM_CVM_1-1775444-5_A2.3d_stp.zip

English

By downloading the CAD file I accept and agree to the Terms and Conditions of use.

Datasheets & Catalog Pages

HPI Connectors QRG

English

Product Specifications

Application Specification

English

Agency Approvals

UL

English

UL

English