1051650-1 SUPERSEDED

AMP | SMA

TE Internal #: 1051650-1

TE Internal Description: 2031 5005 00

View on TE.com >

Connectors > RF Connectors > Coax Connectors







RF Interface: **SMA**

RF Connector Style: **Plug**

RF Connector Mated Outer Diameter (Approximate): **6.35 mm [.25 in]**

Impedance: **50 Ω**

RF Connector Coupling Mechanism: **Threaded**

Features

Product Type Features

Connector Seal & Plug Type	Gasket
Connector Product Type	Connector Assembly
RF Interface	SMA
RF Connector Style	Plug
Connector System	Cable-to-Cable
Sealable	Yes
Connector & Contact Terminates To	Wire & Cable

Configuration Features

Number of Positions	1
Number of Coaxial Contacts	1

Electrical Characteristics

Impedance	50 Ω

Body Features

Body Material	Stainless Steel
Body Plating Material	Gold

Contact Features

Ferrule Material	Copper
Crimp Type	Hexagonal Crimping
RF Connector Contact Configuration	Not Captivated
RF Connector Center Contact Underplating Material	Copper, Nickel
RF Connector Center Contact Plating Material	Gold (Au)
RF Connector Center Contact Material	Beryllium Copper

Termination Features

Termination Method to Wire & Cable	Crimp

Mechanical Attachment

RF Connector Coupling Mechanism	Threaded
Connector Mounting Type	Cable Mount (Free-Hanging)
RF Contact Captivation Method	Mechanical
Detent	Without

Housing Features

Body Orientation	Straight

Dimensions

Product Length	30.15 mm[1.187 in]
RF Connector Mated Outer Diameter (Approximate)	6.35 mm[.25 in]

Operation/Application

Operating Frequency Range	12.4 GHz

Packaging Features

Packaging Method	Bag

Other

Additional Features	Shrink Tubing
Coupling Nut Base Material	Stainless Steel
Coupling Nut Plating Material	Gold
Dielectric Material	TFE Fluorocarbon

Product Compliance

For compliance documentation, visit the product page on TE.com>

EU RoHS Directive 2011/65/EU	Compliant with Exemptions

EU ELV Directive 2000/53/EC	Compliant with Exemptions
China RoHS 2 Directive MIIT Order No 32, 2016	Restricted Materials Above Threshold
EU REACH Regulation (EC) No. 1907/2006	Current ECHA Candidate List: JUNE 2025 (250) Candidate List Declared Against: JAN 2022 (223) SVHC > Threshold: Pb (3.7% in Component Part) **Article Safe Usage Statements:** Do not eat, drink or smoke when using this product. Wash thoroughly after handling. Recycle if possible and dispose of the article by following all applicable governmental regulations relevant to your geographic location.
Halogen Content	BFR/CFR/PVC Free, but Br/Cl >900 ppm in other sources.
Solder Process Capability	Not applicable for solder process capability

Product Compliance Disclaimer

This information is provided based on reasonable inquiry of our suppliers and represents our current actual knowledge based on the information they provided. This information is subject to change. The part numbers that TE has identified as EU RoHS compliant have a maximum concentration of 0.1% by weight in homogenous materials for lead, hexavalent chromium, mercury, PBB, PBDE, DBP, BBP, DEHP, DIBP, and 0.01% for cadmium, or qualify for an exemption to these limits as defined in the Annexes of Directive 2011/65/EU (RoHS2). Finished electrical and electronic equipment products will be CE marked as required by Directive 2011/65/EU. Components may not be CE marked. Additionally, the part numbers that TE has identified as EU ELV compliant have a maximum concentration of 0.1% by weight in homogenous materials for lead, hexavalent chromium, and mercury, and 0.01% for cadmium, or qualify for an exemption to these limits as defined in the Annexes of Directive 2000/53/EC (ELV). Regarding the REACH Regulation, the information TE provides on SVHC in articles for this part number is based on the latest European Chemicals Agency (ECHA) 'Guidance on requirements for substances in articles' posted at this URL: https://echa.europa.eu/guidance-documents/guidance-on-reach

Also in the Series | SMA

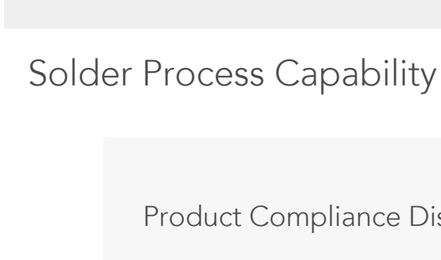

Battery Holders(1)

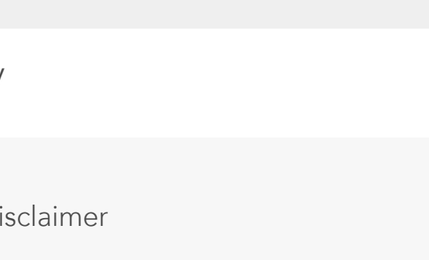

Connector Adapters & Connector Savers(8)

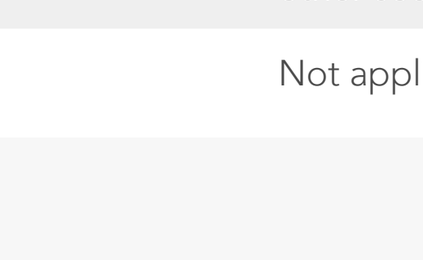

Connector Caps & Covers(3)

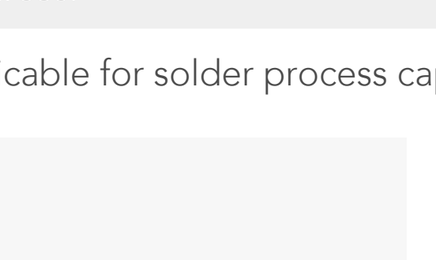

Connector Strain Relief(1)



RF Cable Assemblies(119)

Customers Also Bought

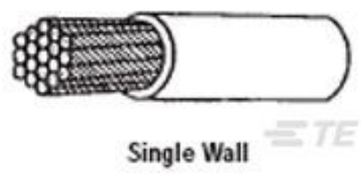

TE Part #CW3113-000
82A0111-6-9-G110



TE Part #204513-2
AMPLIMITE,ASY,PLUG,STD,90,1



TE Part #1958317-1
TERM, SPLC, BUTT, STRAT, SOLIS, HR, 8

TE Part #902973N002
DK-621-0411-PCS1862



TE Part #CS8849-000
55PC1152-22-MST5-9CS3296



TE Part #CR9244-000
55PC6291-24-MST6-9CS3296

TE Part #Y79016-8-33PWV0030
HERM RECP



TE Part #CR4108-000
55PC1142-12-MST4-9CS3296



TE Part #CR3937-000
55PC1122-14-9/96-9CS3296

TE Part #206504-2
PLUG ASSY,78 POSN,AMPLIMITE

Documents

Product Drawings

2031 5005 00

English

CAD Files

3D PDF

3D

Customer View Model

ENG_CVM_CVM_1051650-1_B.2d_dxf.zip

English

Customer View Model

ENG_CVM_CVM_1051650-1_B.3d_igs.zip

English

Customer View Model

ENG_CVM_CVM_1051650-1_B.3d_stp.zip

English

By downloading the CAD file I accept and agree to the Terms and Conditions of use.

Datasheets & Catalog Pages

SMA Connectors

English

Instruction Sheets

Instruction Sheet (U.S.)

English

OSM Straight Cable Plug Crimp Attachment 1311063-1, 1051650-1, and 1051651-1

English