


## 4PCV-10-007 Product Details

[Share](#) | [Print](#) | [Email](#)


4PCV-10-007

TE Internal Number: 1437649-6  
 **Superseded**  
[Search for Replacement Parts](#)

### Barrier Strips

 Always EU RoHS/ELV Compliant (Statement of Compliance)

#### Product Highlights:

- Barrier Strip
- Barrier Style = Single Row, Tri-Barrier
- Block Style = Open Bottom with Standoffs
- 8.26 mm Centerline
- Vertical Mount Angle

[View all Features](#)

### Quick Links



- ▶ [Check Pricing & Availability](#)
- ▶ [Search for Tooling](#)
- ▶ [Product Feature Selector](#)
- ▶ [Contact Us About This Product](#)

[Add to My Part List](#) | 
  [Request Sample](#) | 
  [Find Similar Products](#) | 
  [Buy Product](#)

Documentation & Additional Information	
<p><b>Product Drawings:</b></p> <ul style="list-style-type: none"> <li>• <a href="#">4PCV-XX-007 ASSEMBLY (PDF, English)</a></li> </ul> <p><b>Catalog Pages/Data Sheets:</b></p> <ul style="list-style-type: none"> <li>• None Available</li> </ul> <p><b>Product Specifications:</b></p> <ul style="list-style-type: none"> <li>• None Available</li> </ul> <p><b>Application Specifications:</b></p> <ul style="list-style-type: none"> <li>• None Available</li> </ul> <p><b>Instruction Sheets:</b></p> <ul style="list-style-type: none"> <li>• None Available</li> </ul> <p><b>CAD Files:</b></p> <ul style="list-style-type: none"> <li>• None Available</li> </ul>	<p><b>Additional Information:</b></p> <ul style="list-style-type: none"> <li>• <a href="#">Product Line Information</a></li> </ul> <p><b>Related Products:</b></p> <ul style="list-style-type: none"> <li>• <a href="#">Tooling</a></li> </ul>

[List all Documents](#)

Product Features (Please use the Product Drawing for all design activity)	
<p><b>Product Type Features:</b></p> <ul style="list-style-type: none"> <li>• <a href="#">Product Type</a> = Barrier Strip</li> <li>• <a href="#">Block Style</a> = Open Bottom with Standoffs</li> <li>• <a href="#">Mount Angle</a> = Vertical</li> <li>• <a href="#">Screw Material</a> = Steel</li> <li>• <a href="#">Mounting Insert</a> = Without</li> </ul> <p><b>Mechanical Attachment:</b></p> <ul style="list-style-type: none"> <li>• <a href="#">Mounting Options</a> = None</li> <li>• <a href="#">Screw Plating</a> = Bright Zinc/Chrome</li> <li>• <a href="#">Mounting Style</a> = Direct (All Positions Filled)</li> <li>• <a href="#">Mounting Ears</a> = Without</li> </ul> <p><b>Electrical Characteristics:</b></p> <ul style="list-style-type: none"> <li>• <a href="#">Top Hardware</a> = Binding Combo Head</li> <li>• <a href="#">Screw Head Type</a> = Phil-Slot</li> <li>• <a href="#">Current Rating, Max. (A)</a> = UL: 20A, CSA: 25A</li> </ul>	<p><b>Body Features:</b></p> <ul style="list-style-type: none"> <li>• <a href="#">Barrier Style</a> = Single Row, Tri-Barrier</li> <li>• <a href="#">Terminal Style</a> = Printed Circuit Pin 5.08 [.200]</li> <li>• <a href="#">Wire Range (mm [AWG])</a> = 0.30-3.00<sup>2</sup> [22-12]</li> </ul> <p><b>Housing Features:</b></p> <ul style="list-style-type: none"> <li>• <a href="#">Centerline (in [mm])</a> = 0.325 [8.26]</li> </ul> <p><b>Configuration Features:</b></p> <ul style="list-style-type: none"> <li>• <a href="#">Number of Positions</a> = 10</li> <li>• <a href="#">Number of Levels</a> = Single</li> </ul> <p><b>Industry Standards:</b></p> <ul style="list-style-type: none"> <li>• <a href="#">RoHS/ELV Compliance</a> = RoHS compliant, ELV compliant</li> <li>• <a href="#">Lead Free Solder Processes</a> = Wave solder capable to 240°C, Wave solder capable to 260°C, Wave solder capable to 265°C</li> <li>• <a href="#">RoHS/ELV Compliance History</a> = Always was RoHS compliant</li> </ul> <p><b>Other:</b></p> <ul style="list-style-type: none"> <li>• <a href="#">Brand</a> = Buchanan</li> <li>• <a href="#">Comment</a> = Other options available upon request, consult our Product Information Center.</li> </ul>

<p><b>Corporate Information</b></p> <ul style="list-style-type: none"> <li><a href="#">About TE</a></li> <li><a href="#">Investors</a></li> <li><a href="#">News Room</a></li> <li><a href="#">Supplier Portal</a></li> <li><a href="#">Careers</a></li> <li><a href="#">Terms &amp; Conditions</a></li> <li><a href="#">Privacy Policy</a></li> </ul>	<p><b>Quick Links</b></p> <ul style="list-style-type: none"> <li><a href="#">Check Distributor Inventory</a></li> <li><a href="#">Cross Reference Products</a></li> <li><a href="#">Find Documents &amp; Drawings</a></li> <li><a href="#">Product Compliance Support Center</a></li> <li><a href="#">Site Map</a></li> </ul>	<p><b>Customer Support</b></p> <ul style="list-style-type: none"> <li><a href="#">Email or Chat With Us</a></li> <li><a href="#">Find a Phone Number</a></li> <li><a href="#">Search Knowledge Base</a></li> <li><a href="#">Manage Your Account</a></li> </ul>	<p><b>Keep Me Informed</b></p> <p>Receive TE News, Events &amp; Technology Updates</p> <input type="text" value="Enter your email address"/>  
--	---	---	--