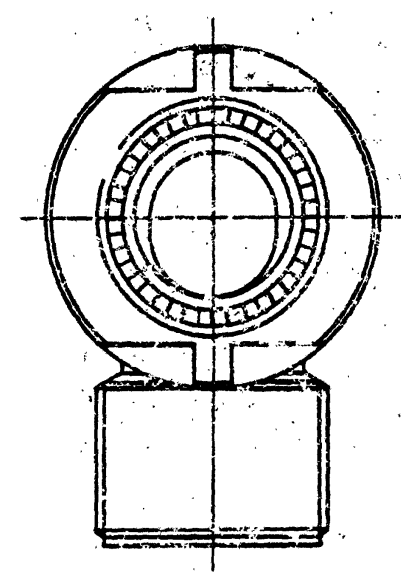
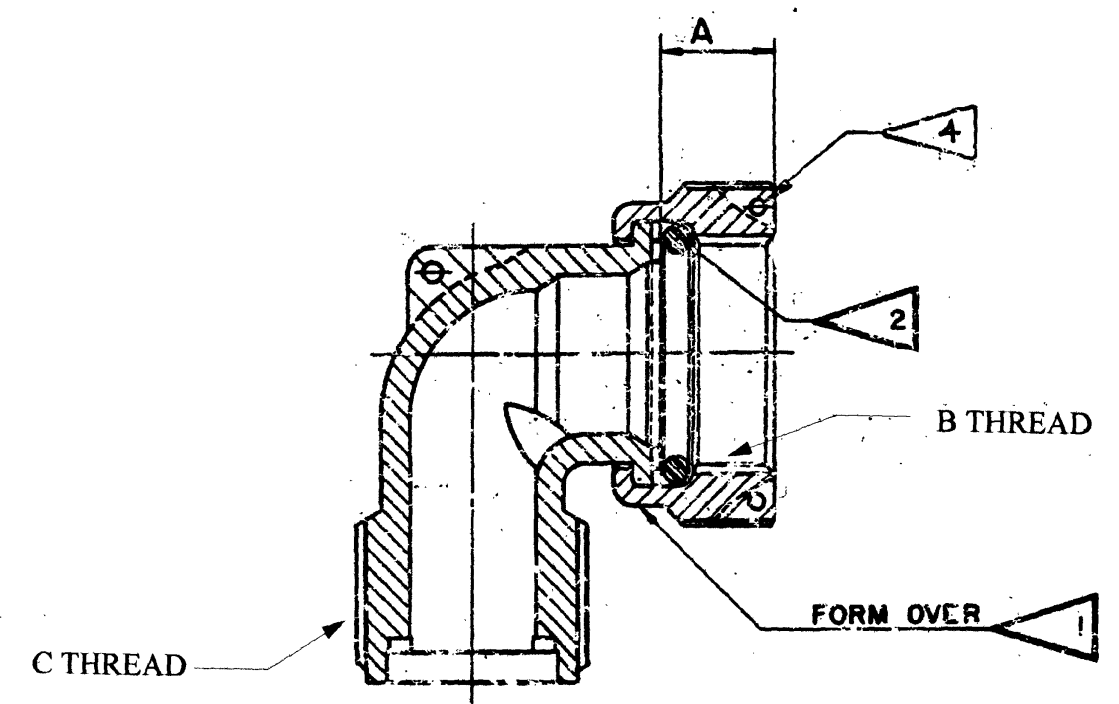
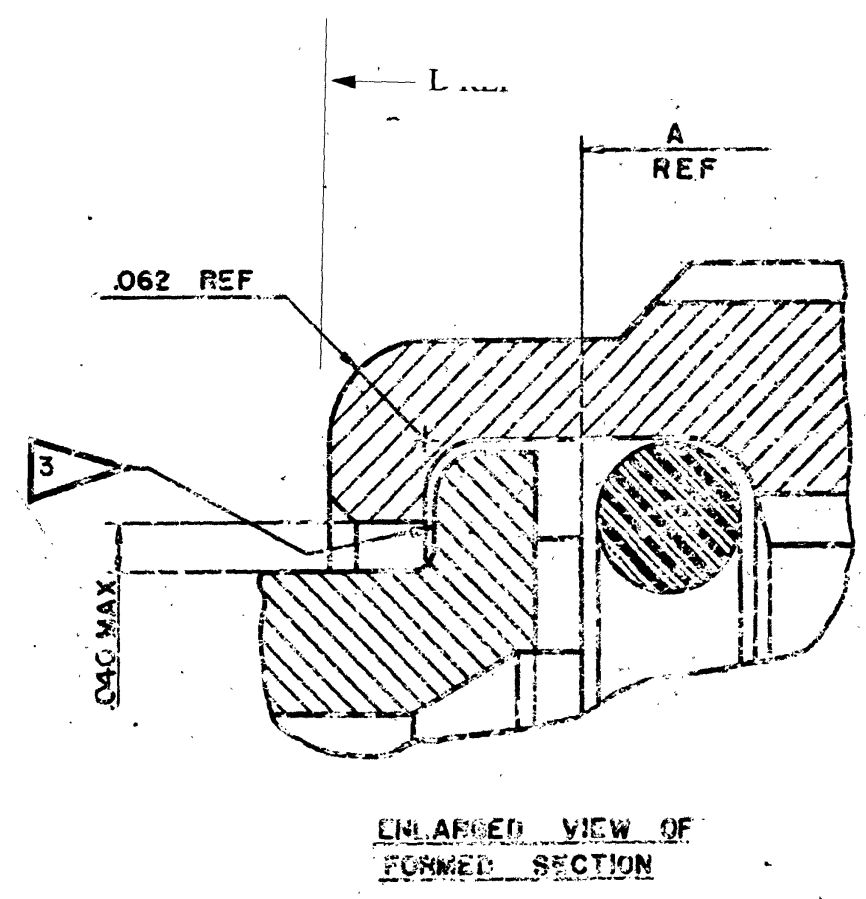


REL.	WAS	DATE	D'MAN	APPD.
70093-406				
A				
B	(CL II) SEE CHANGE NOTICE, ECN: 28534	12-14-94	JED	JED
C	(CL II) SEE CHANGE NOTICE, ECN: 84690	5-13-99	JED	JED
D	(CL II) SEE ECN 91208	8/11/05	JED	JED
E	(CL II) RE-ALIGNED COLUMNS ECN: 98105	11-8-06	VJ	

ASSY NUMBER	A +0.015 -0.025	ELBOW	NUT	GASKET	WEIGHT LBS	B THREAD	C THREAD	D MIN
10-35922-8 Y	.262	10-35924-8	10-35923-6	10-35920-8	.0227	.3750-32UNEF-2B	.5000-28UNEF-2A	.395
10-35922-10 Y	.234	10-35924-10	10-35923-10	10-90351-111	.0230	.5000-28UNEF-2B	.5000-28UNEF-2A	.395
10-35922-12 Y	.234	10-35924-12	10-35923-12	10-90351-113	.0310	.6250-24UNEF-2B	.6250-24UNEF-2A	.395
10-35922-14 Y	.234	10-35924-14	10-35923-14	10-90351-115	.0402	.7500-20UNEF-2B	.7500-24UNEF-2A	.395
10-35922-16 Y	.234	10-35924-16	10-35923-16	10-90351-117	.0508	.8750-20UNEF-2B	.8750-24UNEF-2A	.395
10-35922-13 Y	.375	10-35924-12	10-35923-13	10-90351-113	.0359	.6250-24UNEF-2B	.6250-24UNEF-2A	.536
10-35922-15 Y	.375	10-35924-14	10-35923-15	10-90351-115	.0469	.7500-20UNEF-2B	.7500-24UNEF-2A	.536
10-35922-17 Y	.375	10-35924-16	10-35923-17	10-90351-117	.0570	.8750-20UNEF-2B	.8750-24UNEF-2A	.536
10-35922-18 Y	.375	10-35924-18	10-35923-16	10-90351-119	.0734	1.0000-20UNEF-2B	1.0000-20UNEF-2A	.536
10-35922-20 Y	.375	10-35924-20	10-35923-20	10-90351-214	.1031	1.1250-18UNEF-2B	1.1875-18UNEF-2A	.630
10-35922-22 Y	.375	10-35924-22	10-35923-22	10-90351-217	.1031	1.2500-18UNEF-2B	1.1875-18UNEF-2A	.630
10-35922-24 Y	.375	10-35924-24	10-35923-24	10-90351-219	.1375	1.3750-18UNEF-2B	1.4375-18UNEF-2A	.630
10-35922-28 Y	.375	10-35924-28	10-35923-28	10-90351-222	.1375	1.6250-18UNEF-2B	1.4375-18UNEF-2A	.630
10-35922-32 Y	.375	10-35924-32	10-35923-32	10-90351-224	.1875	1.8750-16UN-2B	1.7500-18UN-2A	.630
10-35922-36 Y	.375	10-35924-36	10-35923-36	10-90351-226	.2297	2.0625-16UNS-2B	2.0000-18UNS-2A	.630
10-35922-40 Y	.375	10-35924-40	10-35923-40	10-90351-228	.2625	2.3125-16UNS-2B	2.2500-16UN-2A	.630



10-35922-Y

- APPLY TWO DROPS OF OIL 9-1327 TO THE SHOULDER SO INDICATED.
 - GASKET TO BE GIVEN A THIN COAT OF LUBRICANT 9-1936 AND ASSEMBLED AFTER PLATING AND SEALING.
 - COUPLING NUT MUST TURN FREELY AFTER FORMING OPERATION.
 - SEE DRAWING 10-35923 COLUMN T FOR NUMBER OF HOLES PER SIZE.
- NOTES: REF SYMBOL

MATERIAL SPEC.	PROCESS SPEC. 9-1327 9-1936	SCINTILLA MAGNETO DIVISION BENDIX AVIATION CORPORATION SIDNEY, N. Y., U. S. A.		TOLERANCES UNLESS OTHERWISE SPECIFIED	
HEAT TREAT. SPEC.	BLACK ZINC ALLOY PLATE 9-9181 SEE NOTE 1	NAME ELBOW AND NUT ASSEMBLY- ELECTRICAL CONNECTOR TYPE SG-90°		DECIMALS ± .010	ANGLES ± 2°
TOOL ACC.	CON. REC.	DRAWN JED	CHECKED JED	DATE 9-2-93	SCALE NO SCALE
				WEIGHT-LBS SEE COL	AND IS NOT INTERCHANGEABLE
				10-35922-Y	
				DWG SIZE C. CODE 77820	