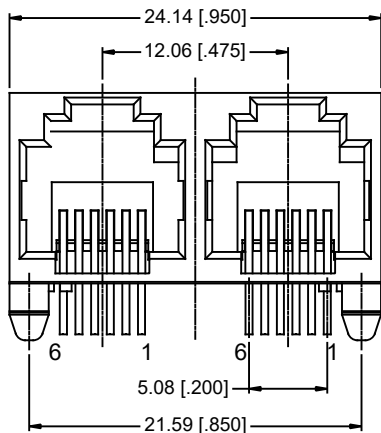
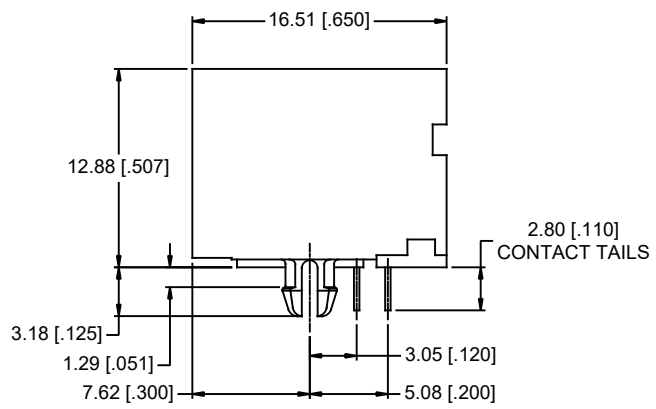


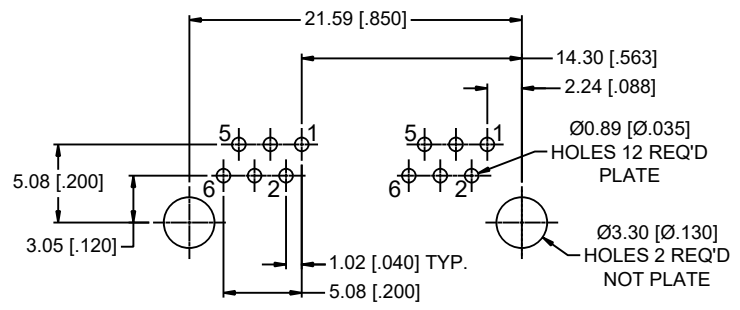
REVISIONS			
REV	DESCRIPTION, ECN, EAR NO.	DATE	APP'D
A	NEW PROPOSAL	JUL19/22	KELVIN



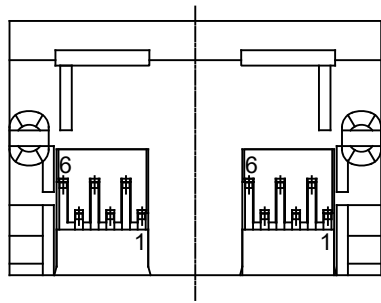
FRONT VIEW



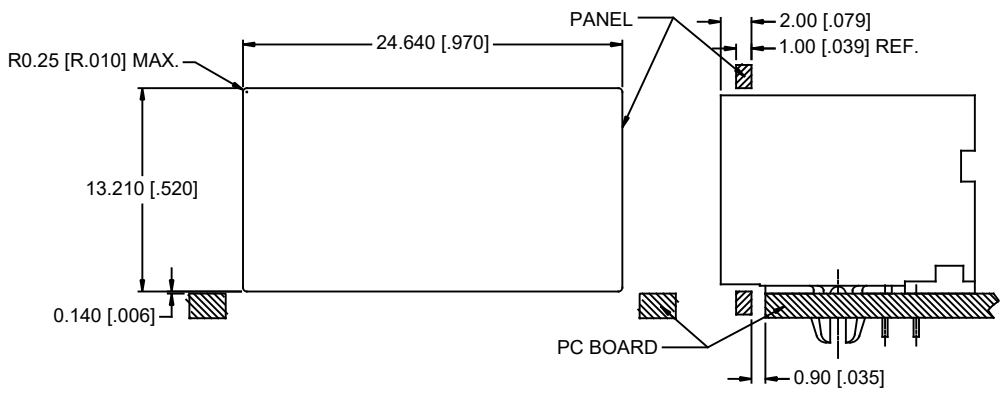
SIDE VIEW



RECOMMENDED P.C.B LAYOUT
(TOLERANCE: ±0.05[±.002])
(PCB TOLERANCE: 1.57[.062])
(COMPONENT SIDE OF PC BOARD)



BOTTOM VIEW



RECOMMENDED PANEL CUTOUT

NOTES:

- MATERIALS:**
CONTACTS: PHOSPHOR BRONZE, 0.35MM THICKNESS, PLATING: 50µ [1.27 MICRONS] MIN. GOLD PLATING ON MATING SURFACES
50µ [1.27 MICRONS] MIN. NICKEL OVERALL. GOLD FLASH ON CONTACT TAILS.
HOUSING: ENGINEERING THERMOPLASTIC, FLAMMABILITY RATING UL 94V-0 COLOR - BLACK.
- MECHANICAL:**
MATING FORCE: 5.0 LBS MAXIMUM
- ELECTRICAL:**
CONTACT RESISTANCE: 20 MILLIOHMS MAXIMUM
INSULATION RESISTANCE: 500 MEGOHMS MINIMUM
CURRENT RATING: 1.5 AMPS
VOLTAGE RATING: 125 VOLTS AC
- ENVIRONMENTAL:**
STORAGE TEMPERATURE: -40°C TO +85°C
- RECOMMENDED SOLDERING TEMPERATURE:**
WAVE SOLDERING PEAKED AT 260°C FOR 5 TO 8 SECONDS.

AMPHENOL PART NUMBER: RJE7E-266-0400

UNLESS SPECIFIED OTHERWISE	DRAWN RONNIE.C	JUL19/22
PRIMARY UNITS MILLIMETERS	CHECKED KELVIN.T	JUL19/22
SECONDARY INCHES	M.E. APP'D	
REFERENCE IN PARENTHESES	Q.A. APP'D	
GENERAL TOLERANCES	DWG APP'D	
1 DECIMAL PLACE ±0.35	ENG. REL. NO.	
2 DECIMAL PLACES ±0.25	REF.	
3 DECIMAL PLACES ±0.13		
ANGULAR DEGREES ±2.0°		

Amphenol Canada Corp. Commercial Products	
TWO PORT MODULAR JACK, TAB UP, 6 POSITION, 6 CONTACTS, UNSHIELD -RoHS COMPLIANT	
DWG NO.	P-RJE7E-266-0400
CODE ID NO. 03554	DWG SIZE X SCALE N/A SHEET 1 OF 1