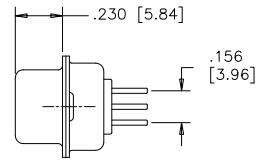
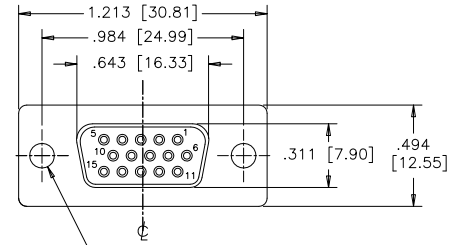


REVISIONS			
REV	ECN, ERN NO.	DATE	APPRD.
C	PRODUCT DRAWING (EAR 14658)	MAY04/18	K.L.



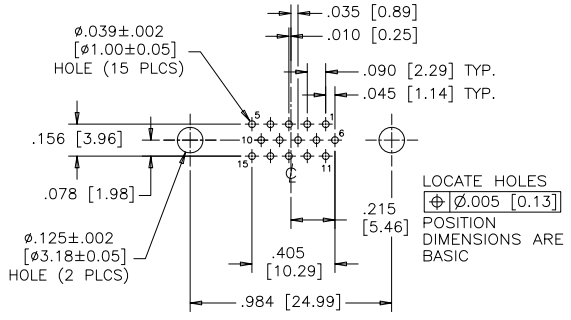
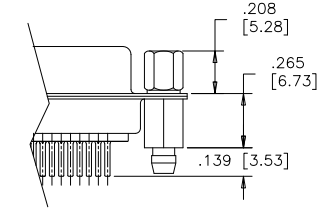
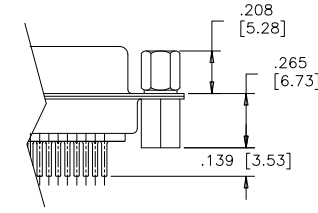
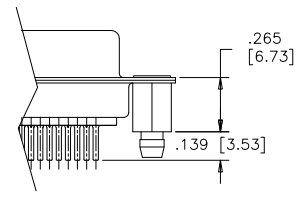
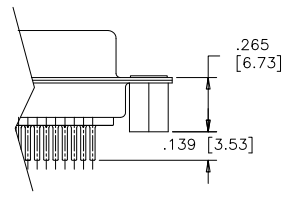
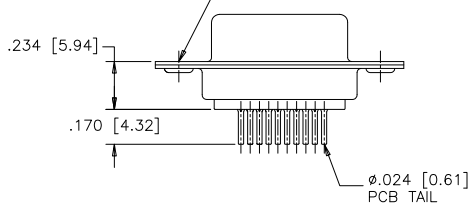
TERMINATION-MTG OPTION 030
 .120 [3.05] DIA. THROUGH HOLES (2 PLACES), SEE ORDERING CODE.

TERMINATION-MTG OPTION 130
 VERTICAL MOUNT, #4-40 UNC THREADED THROUGH STANDOFFS

TERMINATION-MTG OPTION 132
 VERTICAL MOUNT, #4-40 UNC THREADED WITH BOARDLOCKS

TERMINATION-MTG OPTION 230
 VERTICAL MOUNT, #4-40 UNC HEX JACK SOCKETS, STANDOFFS

TERMINATION-MTG OPTION 232
 VERTICAL MOUNT, #4-40 UNC HEX JACK SOCKETS, STANDOFFS WITH BOARDLOCKS



RECOMMENDED P.C.B. LAYOUT
 (COMPONENT SIDE OF BOARD)

ORDERING CODE:

PART NUMBER: 1 7 E H D - 0 1 5 S X X - X 3 X

SERIES

NUMBER OF CONTACTS
 015

STYLE
 S=SOCKET

TERMINATION-MOUNTING OPTIONS

- 030=VERTICAL MOUNT, ϕ .120 [3.05] THROUGH HOLE
- 130=VERTICAL MOUNT, #4-40 UNC STANDOFFS
- 132=VERTICAL MOUNT, #4-40 UNC STANDOFFS WITH BOARDLOCKS
- 230=VERTICAL MOUNT, #4-40 UNC HEX JACK SOCKETS, STANDOFFS
- 232=VERTICAL MOUNT, #4-40 UNC HEX JACK SOCKETS, STANDOFFS WITH BOARDLOCKS

CONTACT PLATING OPTIONS

- AA=ENGAGEMENT AREA 3μ [0.08 MICRONS] GOLD FLASH
- CH=ENGAGEMENT AREA 15μ [0.38 MICRONS] GOLD
- AM=ENGAGEMENT AREA 30μ [0.76 MICRONS] GOLD

SPECIFICATIONS:

- MATERIALS:** ALL MATERIALS ARE RoHS COMPLIANT
- SHELL:** STEEL, NICKEL PLATED
- INSERTS:** HIGH TEMPERATURE RESISTANT NYLON, GLASS REINFORCED, UL FLAMMABILITY RATING 94V-0, COLOUR: BLACK
- CONTACTS:** COPPER ALLOY, GOLD PLATING (SEE ORDERING CODE) OVER 50μ [1.27 MICRONS] NICKEL ON ENGAGEMENT AREA WITH 100μ [2.54 MICRONS] MIN. MATTE TIN ON CONTACT TERMINALS.
- BOARDLOCK:** COPPER ALLOY, TIN PLATED

ELECTRICAL DATA:

- CURRENT RATING:** 3 AMP
- CONTACT RESISTANCE:** 15 MILLIOHMS MAX.
- INSULATION RESISTANCE:** 3000 MEGOHMS MIN.
- DIELECTRIC WITHSTANDING VOLTAGE:** 1000 VAC rms
- OPERATING TEMPERATURE:** -55°C TO +105°C

DRAWN	E.CHEN	DATE	JUN27/06
DESIGNED			
CHECKED	K.LAMBIE	DATE	JUL26/06
I. E. APPRD.			
Q. A. APPRD.			
DWG. APPRD.			
ENG. REL. NO.			
REF.	EAR 12956		
DIMENSIONS ARE IN	CODE ID. NO.		
INCHES	03554		

Amphenol Canada Corp.

TITLE 17EHD SERIES HIGH DENSITY D-SUB CONNECTOR, 15 SIZE SOCKET, VERTICAL PCB MOUNT CONTACTS, PLATING & MOUNTING OPTIONS, RoHS COMPLIANT

DWG	DRAWING NO.	REV.
C	P-17EHD-015SXX-X3X	C
DIMENSIONS ARE IN	SCALE	WT.
INCHES	2/1	-----
CODE ID. NO.	SURF.	SHEET
03554	-----	1 OF 1

THIS DOCUMENT CONTAINS PROPRIETARY INFORMATION AND SUCH INFORMATION MAY NOT BE DISCLOSED TO OTHERS FOR ANY PURPOSE OR USED FOR MANUFACTURING PURPOSES WITHOUT WRITTEN PERMISSION FROM AMPHENOL CANADA CORP.